POWTRAN®

PI550 series

PI550 015G3



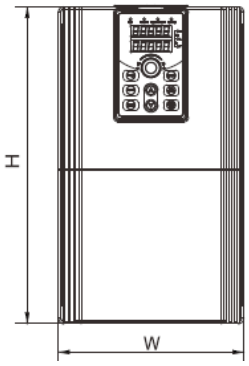

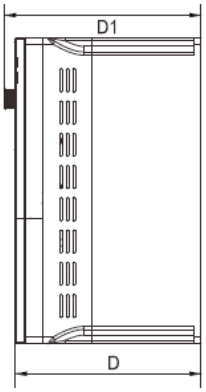

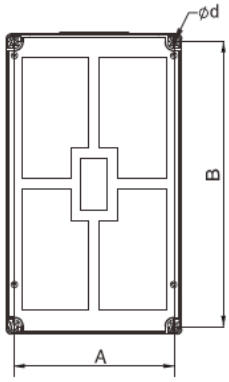

Voltaje de entrada	3 fases AC 380V (-15%)～440V (+10%)
Corriente de entrada	35 A
Potencia de salida	20 HP
Corriente de salida	32 A

Dimensiones (mm)					**Dimensiones de instalación (mm)**			**Peso (kg)**
H	H1	W	D	D1	A	B	d	
290	/	170	193	201	155	276	5	5.8

Unidad de freno / Resistencia de freno opcional (sugerido)					
Unidad de frenado dinámico		**Selección de resistencia de frenado (100 % de par de frenado, 10 % de cantidad de frenado, máximo 10 segundos)**			
Modelo	**Cantidad**	**Valor de resistencia**	**Potencia de resistencia**	**Cantidad de resistencia**	**Resistencia de frenado mínima permitida**
Integrada	/	31 Ω	2.3KW	1	23 Ω

Diagrama

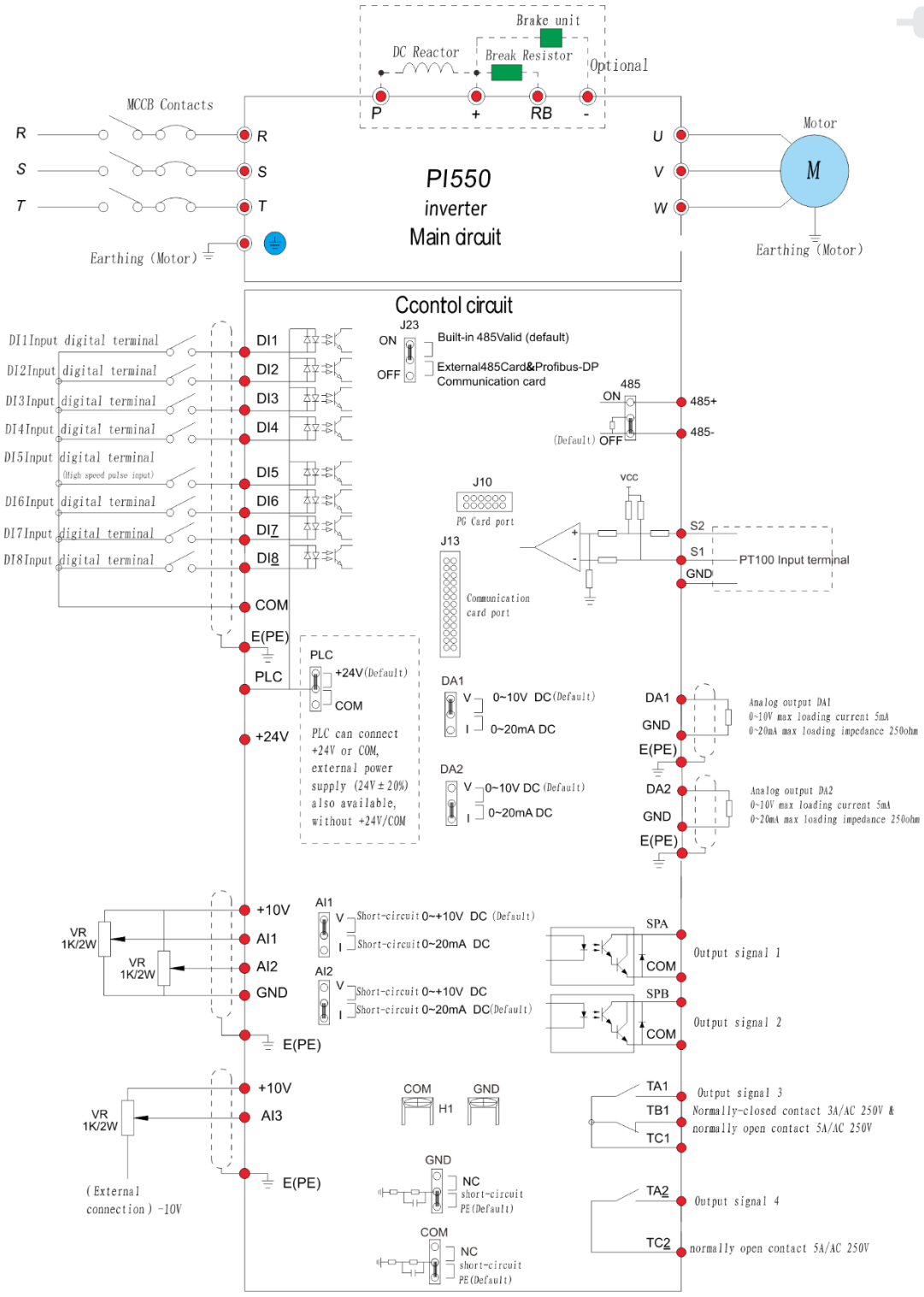
Brake unit
DC Reactor
Break Resistor
Optional
P
+
RB
-
MCCB Contacts
R
S
T
Earthing (Motor)
PI550
inverter
Main circuit
U
V
W
Motor
M
Earthing (Motor)
Ccontol circuit
DI1Input digital terminal
DI2Input digital terminal
DI3Input digital terminal
DI4Input digital terminal
DI5Input digital terminal
(High speed pulse input)
DI6Input digital terminal
DI7Input digital terminal
DI8Input digital terminal
DI1
DI2
DI3
DI4
DI5
DI6
DI7
DI8
COM
E(PE)
PLC
+24V
J23
ON
OFF
Built-in 485Valid (default)
External485Card&Profibus-DP
Communication card
485
ON
(Default) OFF
485+
485-
J10
PG Card port
J13
Communication
card port
VCC
S2
S1
GND
PT100 Input terminal
PLC
+24V(Default)
COM
PLC can connect
+24V or COM,
external power
supply (24V±20%)
also available,
without +24V/COM
DA1
V
I
0~10V DC(Default)
0~20mA DC
DA2
V
I
0~10V DC (Default)
0~20mA DC
DA1
GND
E(PE)
Analog output DA1
0~10V max loading current 5mA
0~20mA max loading impedance 250ohm
DA2
GND
E(PE)
Analog output DA2
0~10V max loading current 5mA
0~20mA max loading impedance 250ohm
VR
1K/2W
VR
1K/2W
+10V
AI1
AI2
GND
E(PE)
AI1
V
I
Short-circuit 0~+10V DC (Default)
Short-circuit 0~20mA DC
AI2
V
I
Short-circuit 0~+10V DC
Short-circuit 0~20mA DC(Default)
SPA
COM
Output signal 1
SPB
COM
Output signal 2
VR
1K/2W
+10V
AI3
E(PE)
(External
connection) -10V
COM
GND
H1
GND
NC
short-circuit
PE(Default)
COM
NC
short-circuit
PE(Default)
TA1
TB1
TC1
Output signal 3
Normally-closed contact 3A/AC 250V &
normally open contact 5A/AC 250V
TA2
TC2
Output signal 4
normally open contact 5A/AC 250V